




	Eco-Schools Topic Biodiversity	Age Range Lower KS2	Subject Area Music
<p>Lesson Objectives</p> <p>Pupils should be taught to:</p> <ul style="list-style-type: none"> • Perform, listen to, review and evaluate music across a range of historical periods, genres, styles and traditions. • Learn to sing and to use their voices. • Create and compose music on their own and with others. • Use technology appropriately. • Understand and explore how music is created, produced and communicated, including through musical notation 			
<p>Slides 2-9</p> <p>Ask the children to engage with the quiz which will get them thinking about the huge diversity of animal life on the planet.</p>			
<p>Slide 10</p> <p>Let children talk in pairs/groups/as a class about their own knowledge and interest in animals.</p>			
<p>Slides 11-12</p> <p>Give a little information about the composer Saint Saens. What sort of instruments do the children think he might have been writing for, what kind of music might he have composed? Put him in context in his historical timeline.</p>			
<p>Slide 13</p> <p>While the children can only see the powerpoint, use separate technology to play the four clips. See if the children can identify which animal is represented by which clip. You might like to play them again or in a different lesson with the children able to see the video as it often helps with discussion of instruments etc if they can see the orchestra playing – it's also an impressive and inspiring thing to watch.</p> <p> Playlist: Carnival of the Animals – Live Performances</p> <ol style="list-style-type: none"> 1.  The Lion – "Marche Royale du Lion" Watch here 2.  Aquarium Watch here 3.  Aviary – "Volières" Watch here 4.  The Elephant – "L'Éléphant" Watch here 			
<p>Slide 14</p> <p>Discuss how the composer represents the animals, what do the instruments sound like? Deep instruments for large animals, flute for fluttering or twittering birds. How does the music make the children feel – did any of it make them laugh? Why was it funny, what were they imagining as they listened?</p>			
<p>Slide 15</p> <p>Give groups a moment to choose an animal; or you may want to have them on cards and let each group pick one secretly, allow time for discussion before offering instruments. Space the groups out as best you can- an outside area can be useful here if the weather is ok.</p>			
<p>Slide 16</p> <p>Performance and feedback, you may wish to record the children's performances for posterity.</p>			