

Creation Care Champions

A project allowing schools to work in partnership with their local churches in learning about how Christians strive to steward God's creation.



DIOCESE OF TRURO
EDUCATION

Scavenger Hunt

Outdoor
Activity

In the churchyard see how many of the following you can find:

- A blue flower (name it, don't pick it!)
- Five different shaped leaves
- Four different types of grass
- Five different coloured stones
- An insect with six legs (do not pick this up!)
- A gravestone or memorial with a number on it
- A gravestone or memorial with a name you recognise
- A piece of litter (put it in the bin)



DIOCESE OF TRURO
EDUCATION

A variety of Species

Outdoor
Activity

You will need:

- 5 metre lengths of string, tied to make loops

You will need to work in a group of 2 or 3. Take your loop of string and place it on the ground or in the hedge. Stretch it into whatever shape you like, it could be a square or a circle or even a triangle – anything you like.

Inside your shape, see how many different species of plant (or animal) you can find, make sure they are all different, for example a primrose leaf and a primrose flower are both the same species!

When you have finished, move your shape to a different location, do some places have a greater variety of species than others?

Listening Bingo

Outdoor
Activity

Find a quiet space in the churchyard and sit very quietly. You are going to use your ears. See how many of the things below you can hear, tick them when you hear them What else can you hear?

A dog barking	A bird singing	People talking
Someone's footsteps	A farm animal	A car horn
An aeroplane	An insect rustling in the hedgerow	A seagull crying
Children's voices	A car's engine	Wind in the trees

Un-nature trail

Outdoor
Activity

You will need:

- 10 objects of different colours and materials
- Paper and pencils

Lay the objects alongside a pathway, on both sides making some easy to spot and some more difficult – green or natural coloured objects are more tricky.

Ask the children to walk slowly along the path looking out for objects that shouldn't be there, they should not touch or move them, but list them on their paper.

Pairs/groups can then confer and compare lists – what did they miss? What was easier to spot and why?

Finally, they can go back over the trail seeing if they can find anything they missed.



DIOCESE OF TRURO
EDUCATION

Nature's Rainbow

Outdoor
Activity

In the rainbow, Write or draw something growing in the churchyard of every colour you can find. Some colours will be easier than others. You might find some colours that are not in the rainbow.



DIOCESE OF TRURO
EDUCATION

Plant a Seed

Indoor
Activity

Outdoor
Activity

You will need:

- 4 or 5 Pot Makers
- Newspaper

Or Half a toilet roll tube (or similar cardboard tube) for each child

- A plastic tray from your recycling
- Some compost
- A seed (your choice)

Make a pot by rolling a strip of newspaper around the pot maker and pressing it into the mould to form the base. It is recommended to pre-cut the paper as children find this difficult.

Fill the pot or cardboard tube with compost up to about 2cm from the top.

Add a seed and cover with compost.

The cardboard tubes can be stored in the plastic tray until they have sprouted and then planted in the churchyard or garden. The cardboard will rot away leaving the seedling growing in the ground. Alternatively use a wooden pot maker and make your own pots out of newspaper.

Bee Bombs

Indoor
Activity

Outdoor
Activity

You will need:

- Some wildflower seeds
- Some compost
- Some air drying clay

Take a ball of clay about the size of a golf ball.

Push your thumb in to form a thumb pot, make the walls quite thin.

Mix some seeds with some compost.

Close the top of the pot to create a ball shape.

Leave the bee bomb for about a week to allow the clay to dry.

Prepare some ground by clearing the soil and damping it with a watering can.




Throw your bee bomb onto the ground hard enough to break it.

Watch your seeds grow.

Natural Shapes

Indoor
Activity

You are going to do some detective work in the church building.
Look carefully to see if you can find any of the following shapes.



Now look to see if you can find any natural shapes in the church – look for leaf shapes, winding ivy stem shapes, flower or fruit shapes. What can you find?

Rubbings

Indoor
Activity

Outdoor
Activity

You will need:

- Large sheets of paper
- Wax crayons

Find a rough surface, place your paper over it and colour a patch of the paper. You should be able to see the texture of the surface underneath appear on the paper. Good surfaces to try are:

Wood

Stone

Trees

Headstones

Tiles

Floorboards



DIOCESE OF TRURO
EDUCATION

Make a Bottle Greenhouse

Indoor
Activity

Outdoor
Activity

You will need:

- An empty plastic bottle
- Some compost or soil
- A seed
- Remove the lid from the bottle and discard/use for another craft.
- Make a few holes in the bottom of the bottle with the skewer.
- Cut the top half off the bottle with scissors.
- Add compost to the lower half of the bottle, plant seeds and water
- Fit the top half of the bottle over the bottom.
- Place your mini greenhouse on a dish or tray to catch any drips.



**CREATION
CARE**



DIOCESE OF TRURO
EDUCATION

DISCOVERING GOD'S KINGDOM
GROWING THE CHURCH

Make a Bug Hotel

Outdoor
Activity

Collect stones, twigs and leaves from around the school grounds.

Break up the sticks into lengths between 15 and 30 cm (roughly)

Find a sheltered and secluded spot (against a wall or hedge is ideal).

Arrange your building materials into a pile made up of layers, be careful not to make it too high or it may become unstable.

Remember that many small creatures like dark, damp small spaces.

It may be worth letting your classmates know that you have set up hotels and ask them not to disturb them – you may want to create an information poster.

You can return to your hotel after a few weeks to check whether or not you have guests!



**CREATION
CARE**

DIOCESE OF TRURO
EDUCATION

DISCOVERING GOD'S KINGDOM
GROWING THE CHURCH

Minibeast Safari

Outdoor
Activity

Think about the places to find mini-beasts. They like often like dark, damp places, but can equally be found on the hedge or flying above you. If you are lucky enough to have a pond in your school grounds, this is a great place to look. Go on a mini-beast safari, see how many different types of creature you can find.

Make a note of where you find them, this will tell you where different types of creature like to live.

You may want to pick up the creatures to look at them but remember to treat them very gently and put them back where you found them straight away. All God's creatures deserve respect, even the tiniest ones!

You can use the bug chart from the Bedfordshire Natural History Society to help identify your mini-beasts. Websites such as this one might also be useful.

<https://www.buglife.org.uk/bugs/bug-identification-tips/>

If you look carefully, you might be able to find other creatures such as birds or even reptiles!



DIOCESE OF TRURO
EDUCATION

DISCOVERING GOD'S KINGDOM
GROWING THE CHURCH