

COMMUNICATION

So much to say –
where do we start?

COMMUNICATION

Everything we have already covered is a form of communication but this section covers three particular areas:

1. Notice/information boards 2. Websites 3. Donation communication

Before considering the suggestions, make a note of your current provision


NOTICE/INFORMATION BOARDS

What do we have in place?



WEBSITE


What do we do?



A large rectangular box with a light blue border, intended for notes or content related to the website section.

DONATIONS

How do we invite visitors to support the church?



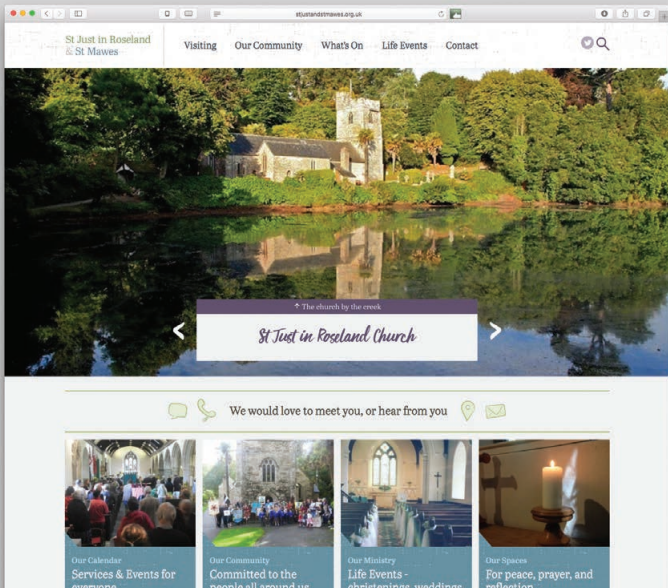
A large rectangular box with a light blue border, intended for notes or content related to the donations section.

Who is responsible/in charge of giving attention to this area?

The following ideas are suggestions for enhancing your welcome in this area...

NOTICE/ INFORMATION BOARDS	In place? (tick)	Action needed? (what, when and who)
We have a noticeboard officer who looks after the noticeboards and information.		
The noticeboard displays up to date information only.		
Noticeboards are in good condition.		
The wording is easy to read and understandable.		
Photos are relevant and of a good standard.		
We have a display on the history of the church.		
We display photos of the church at worship to show it is an active church.		
There are displays relating to the local community		
We have displays of mission or overseas aid schemes in which the church participates to show we are a world church.		

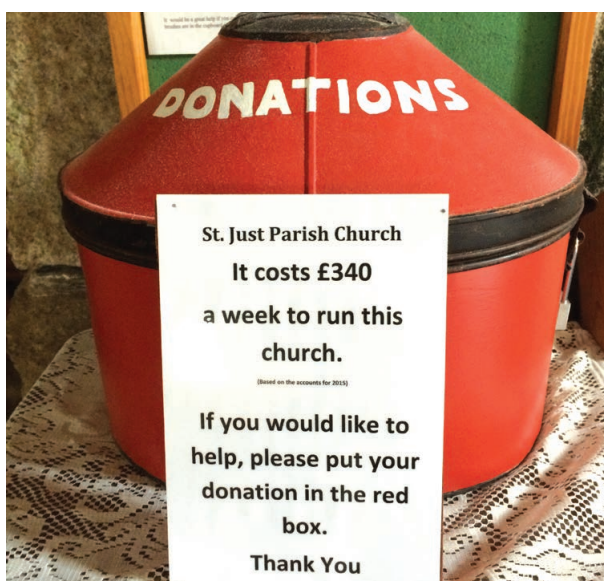
WEBSITE	In place? (tick)	Action needed? (what, when and who)
We have a parish/benefice website and have someone who is responsible for keeping it up to date.		
There is a map to guide visitors to the church.		
We cater for those interested in the history and fabric of the church.		
We have links to the diocesan website, CofE national website and 'A Church Near you'.		
We have a Facebook page which is regularly updated.		
We have our church featured on www.explorechurches.org .		



←

A clear and welcoming website helps St Just in Roseland communicate effectively.

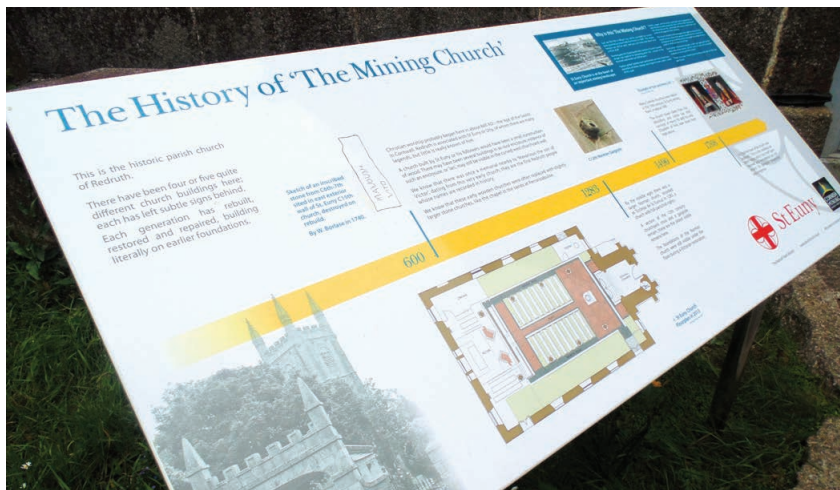
DONATIONS	In place? (tick)	Action needed? (what, when and who)
We avoid a request for donations being the first thing a visitor sees.		
We provide Gift Aid envelopes so extra income may be gained from donations.		
We communicate how individual donations make a difference to our church (i.e. provision for the fabric, mission, youth etc).		
We have a note on the donation box/wall safe saying 'For Security reasons this box is emptied daily'.		
We offer 'Text Giving'.		



↑ A highly visual collection box at St Just in Penwith



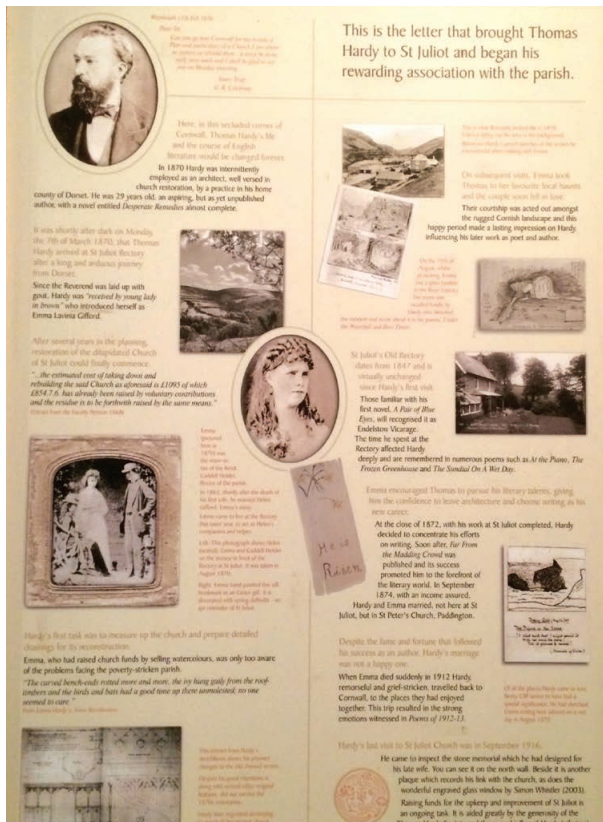
↑ A clear way to encourage donations to include Gift Aid



A well designed and fascinating history board at St Euny, Redruth



The welcome sign at St Euny clearly displays their website and service times



A history board at St Juliot



A clear notice board with space for current news

A WAY TO WELCOME



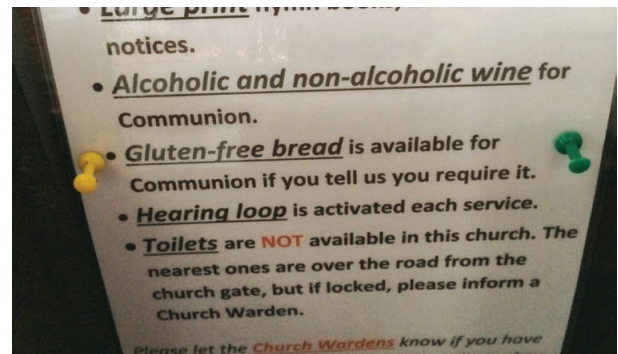
↑ Roche has a visual diary of the life of the church



↑ Gwinear has an excellent history board



↑ Gwinear church also has a very attractive display of their link to France



↑ An inclusive and simple way to welcome all those with a variety of needs

RESOURCES

WEBSITES

www.churchedit.co.uk or www.wix.com

TEXT GIVING/ONLINE GIVING

www.nationalchurchestrust.org/how-we-help/justgiving-churches

NATIONAL PROMOTION

www.nationalchurchestrust.org/explorechurches

ENVIRONMENT

www.trurodiocese.org.uk

PILGRIMAGE

www.cornishcelticway.co.uk or www.trurodiocese.org.uk/pilgrimages

NOTES

